

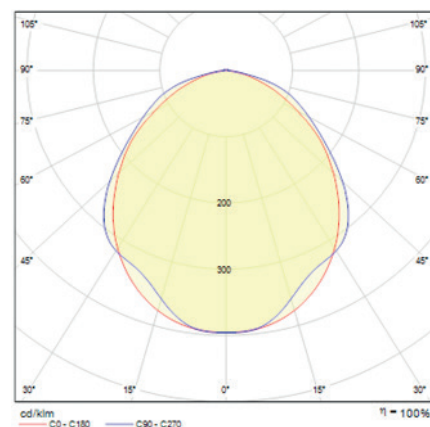
EN 60598-2-22 - 230V 50/60 Hz
PC - IP42 - IK04

NEXT



REF.	FLUSSO	AUTONOMIA	LAMPADA	BATTERIA	CONSUMO
1LE L150LO	140 lm	1,5	LED	Ni-Mh 3,6V/750mAh	1 W

- Solo emergenza
- Tipo di montaggio: a parete, su scatola 503, su scatola tonda, a incasso
- Batteria: Ni-Mh.
- Tempo di ricarica: 12 h
- Dimensioni: 525x113x36/30



ASSEMBLAGGIO RAPIDO
RAPID ASSEMBLY
SCHNELLER ZUSAMMENBAU



INSTALLABILE SU SCATOLA TIPO 503, 502, 506
INSTALLABLE ON CASING TYPE 503, 502, 506
IN GEHÄUSE DES TYPUS 503, 502, 506 INSTALLIERBAR

MONTAGGIO:

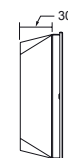
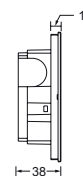
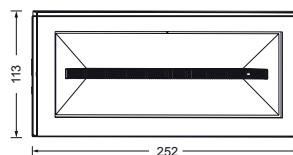
- A incasso.
- A parete.
- Su scatola da incasso tipo 503.
- Su scatola da incasso tonda.

ASSEMBLY:

- Recessed.
- Wall-mounted.
- On recessed casing type 503.
- On round recessed casing.

MONTAGE:

- Einbau.
- An der Wand.
- In Einbaugeschäfte des Typs 503.
- In rundem Einbaugeschäfte.



PERRY
Emergency

Via Milanese, 11
22070 VENIANO (CO) ITALIA
Tel. +39 031 89441 - Fax +39 031 931848
E-mail venditalia@perry.it
www.perry.it